



Ministry of Health

# COVID-19 Situational Report No. 318-324

## WEEKLY REPORT

Date of report: **May 15, 2022**

Email: [surveillance@health.gov.ws](mailto:surveillance@health.gov.ws)

Distribution: Health Emergency Operations Centre (HEOC)

Prepared by: National Health Surveillance & IHR Division

Tel: 66506/66507

New information in BLUE

### Key Dates:

- Date Wuhan, China Declared Outbreak: 31/12/2019
- Date of Border Control activities commenced: 22/01/2020 (Travel Advisory and Health screening for incoming passengers)
- Date COVID-19 declared PHEIC: 31/01/2020
- Date Global Pandemic for COVID-19 Declared: 12/03/2020
- Samoa Declares State of Emergency for COVID-19: 21/03/2020
- Date of first repatriation flight: 24/03/2020
- COVID-19 PCR Testing Cartridges Received in Country: 08/05/2020 (controls received 15/05/2020)
- Date of First Coronavirus PCR Test Processed Within Country: 19/05/2020
- Date of first COVID19 historical case: 18/11/2020
- Date of last repatriation flight 2020: 08/12/2020
- Date of first repatriation flight 2021: 22/01/2021
- Date of first COVID-19 case in Samoa: 13/02/2021
- Date first batch of AstraZeneca (AZ) vaccine from COVAX arrived: 09/04/2021
- Date of first dose administration of AstraZeneca: 18/04/2021
- Date of second dose administration of AZ vaccine: 14/06/2021
- Date of 2-day lockdown for COVID-19 vaccination: 23/09/21 – 24/09/2021
- Date of first batch of Pfizer vaccine from New Zealand arrived: 21/10/2021
- Date of first dose administration of Pfizer: 22/10/2021
- Date of Pfizer vaccination roll out in schools for 12-17yrs: 25/10/2021
- Date of 1-day national vaccination drive: 19/11/2021
- National Lockdown commenced: 6pm 22/01/22 - 6pm 28/01/22
- Alert Level 2 commenced: 6pm 28/01/22 – 6pm 11/02/22
- Alert Level 1 commenced: 6pm 11/02/22 – 12am 19/03/22
- Date of school vaccination roll out for 5-11yrs: 05/03/22
- Alert Level 3 lockdown commenced: 12am 19/03/22 to 6am 06/04/22
- Alert Level 2 commenced: 6am 06/04/2022
- Date of most recent repatriation flight: 15/05/2022 (Flight origin– New Zealand)

## SECTION A. SAMOA SITUATION

### I. Surveillance update

Reporting period: **May 08 at 2pm – May 15 at 2pm, 2022**

SAMOA COVID-19 SITUATION	Number of cases
Total of new COVID-19 positive cases over the last 7 days (both PCR and rapid antigen test - RAT from all sites*)	1,006
Cumulative number of COVID-19 positive cases since community transmission detected in March 17, 2022	11,973
<b>Border Surveillance</b> Cumulative number of COVID-19 positive cases detected at the Port of Entry (POE) since November 2020 International POE: <ol style="list-style-type: none"> <li>1. <b>Faleolo International Airport</b> <ul style="list-style-type: none"> <li>• FJ255 Fiji flight 14<sup>th</sup> May – 2 positive cases</li> </ul> </li> <li>2. <b>Matautu Wharf</b> <ul style="list-style-type: none"> <li>• No cases detected</li> </ul> </li> </ol>	78
Cumulative number of COVID-19 positive cases (border and community cases)	12,051
<b>COVID-19 admissions</b> Total number of COVID-19 positive cases admitted to TTM Hospital since community transmission in March 17, 2022 – 241 admissions	

Total number of cases discharged from TTM hospital – 207 discharged home	
<u>Currently in the last 24hrs – 5 inpatients</u>	
<ul style="list-style-type: none"> <li>• 5 patients in Isolation ward</li> <li>• No ICU patients</li> </ul>	
<b>Total of new COVID-19 related deaths in the last 7 days **</b>	<b>1</b>
<b>Cumulative number of COVID-19 related deaths since community transmission detected in March 17, 2022</b>	<b>24</b>
<b>Rapid antigen testing (RAT)</b>	
Cumulative number of RATs conducted (as of 15/05/22 at 02:00pm)***	<b>93,905</b>

\* The sites include all health facilities, private clinics, testing sites and self-reporting

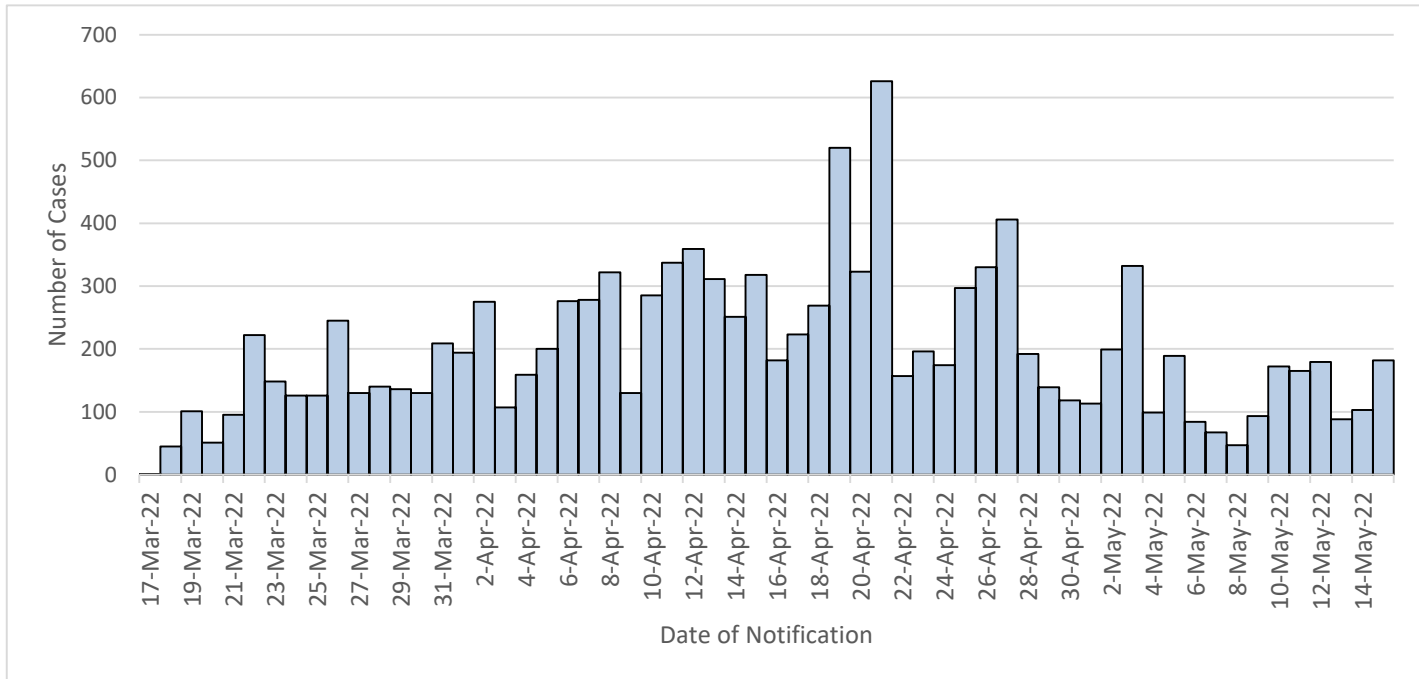
\*\*The death count is subject to change following full verification of all reported COVID-19 deaths from all health facilities.

\*\* There was one (1) death verified in the last 7 days - A 59 year old female with known comorbidities and was unvaccinated, died from respiratory failure due to COVID-19 on 7<sup>th</sup> May 2022.

Note: There are other deaths among registered cases that are not primarily caused by COVID-19.

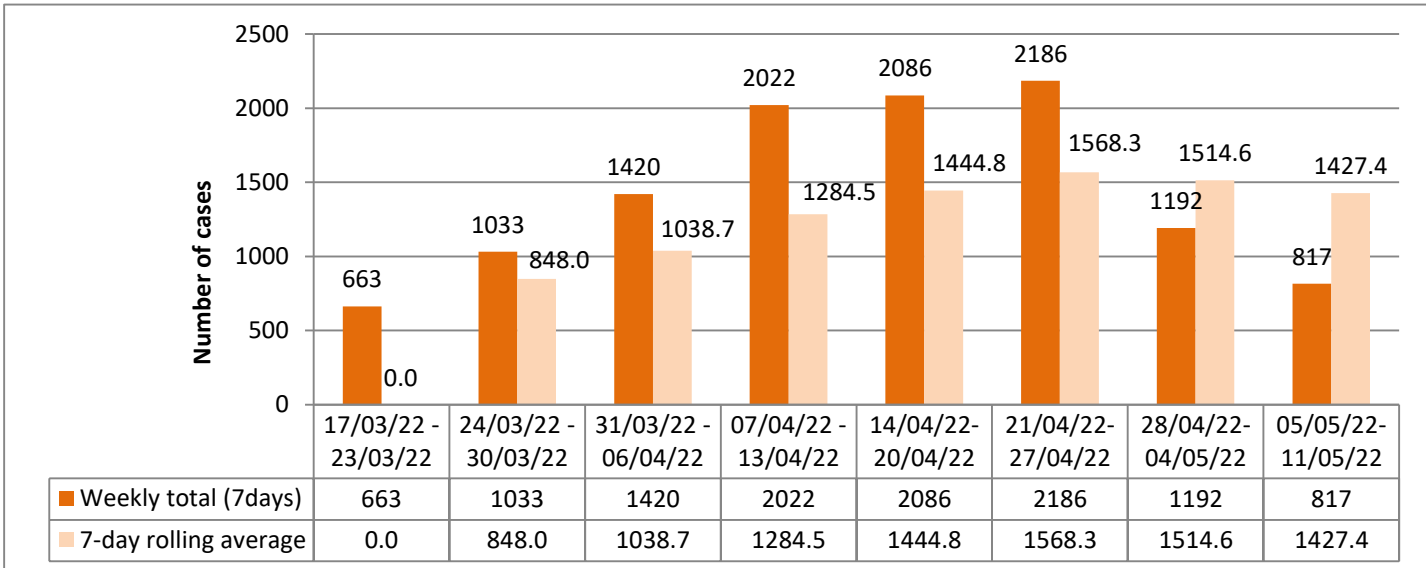
\*\*\*The test count is subject to change to data cleaning and when data becomes available

**Figure 1. COVID-19 epicurve – New daily confirmed community cases by date of notification**

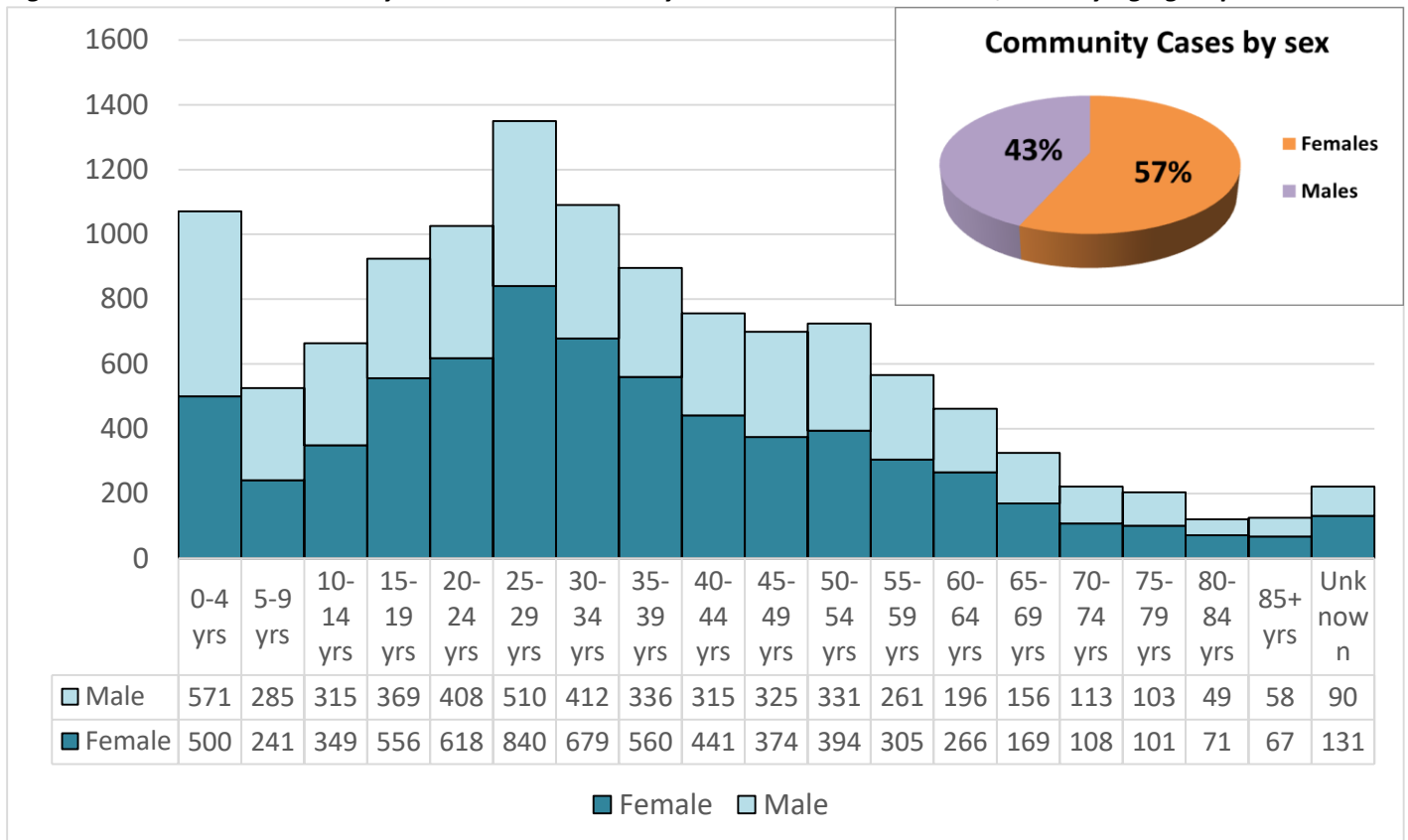


**Note:** The cut off for daily reporting is 2pm, therefore numbers reporting after 2pm will be reflected in the next reporting periods' count.

**Figure 2. Weekly total of community cases vs 7-day rolling average**



**Figure 3. Cumulative community cases since community transmission on March 17, 2022 by age group and sex**



**Note:** Of the total reported community cases, 1,071 were children between 0-4 years. About 1.6% of these cases were reported to have been admitted and no reported COVID-19 related deaths. The majority of the cases were notified from TTMH, Leulumoega DH and self-reporting.

**Table 1. Cumulative community cases since March 17<sup>th</sup> by Island of Current Residence**

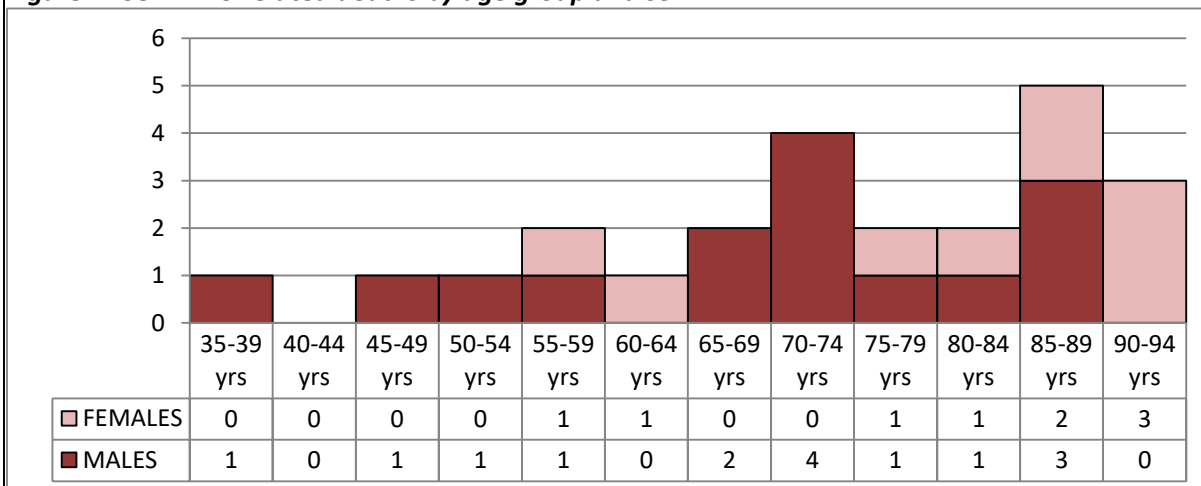
Island	Number of cases	% of cases
Upolu	10318	86.2%
Savaii	1639	13.7%
Manono Tai	16	0.1%
<b>TOTAL</b>	<b>11,973</b>	<b>100.0%</b>

Sources of notification of community cases are summarized in Annex A.

### COVID-19 MORTALITY ANALYSIS

Cumulative number of COVID-19 related deaths	24 deaths
Age range	36 yrs – 94 yrs
Average age	73 yrs

**Figure 4. COVID-19 related deaths by age group and sex**



**Table 2. COVID-19 related deaths by vaccination status**

<b>2 doses plus booster</b>	<b>1</b>
<b>2 doses only</b>	<b>5</b>
<b>1 dose</b>	<b>2</b>
<b>unvaccinated</b>	<b>16</b>
<b>TOTAL</b>	<b>24</b>

**Table 3. COVID-19 related deaths by comorbidities**

<b>None reported</b>	<b>9</b>
<b>One comorbidity</b>	<b>1</b>
<b>Multiple comorbidities</b>	<b>14</b>
<b>TOTAL</b>	<b>24</b>

## II. COVID-19 vaccination update

As of **08:00am Local Time May 15, 2022**

- AEFI for COVID-19 vaccines continue to be monitored without any major reactions to report.
- Total number of booster doses administered to date is **74,218**.

**Table 4. Samoa's COVID-19 vaccination status**

Age group	Target Population	FIRST DOSE		SECOND DOSE	
		Number	%	Number	%
<b>18yrs +</b>	121,891	<b>122,056</b>	<b>100.1%</b>	<b>113,416</b>	<b>93%</b>
<b>12 – 17 yrs</b>	27,880	<b>28,257</b>	<b>101.4%</b>	<b>24,800</b>	<b>89%</b>
<b>5 – 11 yrs*</b>	40,638	<b>39,616</b>	<b>97.5%</b>	<b>34,340</b>	<b>84.5%</b>

\*The 5-11 year old vaccination roll out commenced on March 05, 2022. The administration of the second dose started on April 04, 2022.

**Table 5. Details of donation and supply of COVID-19 vaccines**

Date Received	Vaccine Type	Vials	Doses	Supplier/Donated by
9-Apr-21	AstraZeneca	2,400	24,000	COVAX
14-May-21	AstraZeneca	2,880	28,800	COVAX
9-Jul-21	AstraZeneca	1,000	10,000	DFAT AUS
15-Jul-21	AstraZeneca	1,000	10,000	DFAT AUS
26-Jul-21	AstraZeneca	3,000	30,000	DFAT AUS
5-Aug-21	AstraZeneca	2,640	26,400	COVAX
19-Aug-21	AstraZeneca	11,200	112,000	Japan via COVAX
21-Oct-21	Pfizer	3515	17,575	New Zealand
28-Oct-21	Pfizer	1,670	8,350	New Zealand
28-Oct-21	AstraZeneca	2,400	24,000	New Zealand via COVAX
6-Nov-21	Pfizer	1,455	7,275	New Zealand
20-Nov-21	Pfizer	1,670	10,020	New Zealand
27-Nov-21	Pfizer	1,000	6,000	New Zealand
18-Dec-21*	AstraZeneca	270	2,700	DFAT AUS
08-Jan-22	Pfizer	585	3,510	New Zealand
19-Jan-22	AstraZeneca	200	2,000	DFAT AUS
01-Feb-22	AstraZeneca	1,000	10,000	DFAT AUS
05-Feb-22	Pfizer	750	4,500	New Zealand
12-Feb-22	Pfizer	830	5,000	New Zealand
19-Feb-22	Pfizer	420	2,520	New Zealand
26-Feb-22	Pfizer	386	2,320	New Zealand
06-Mar-22	Paediatric Pfizer	3,000	30,000	New Zealand
19-Mar-22	Paediatric Pfizer	1,000	10,000	New Zealand
22-Mar-22	Adult Pfizer	1,620	9,720	New Zealand
30-Mar-22	Adult Pfizer	11,700	70,200	DFAT Australia
09-Apr-22	Paediatric Pfizer	3,000	30,000	New Zealand
24-Apr-22	Adult Pfizer	6,825	40,950	DFAT AUS
01-May-22	Paediatric Pfizer	1,000	10,000	New Zealand

01-May-22	Adult Pfizer	7,605	45,630	US donation via COVAX
<b>Total</b>		<b>76,006</b>	<b>593,380</b>	

\*This batch was discarded due to breach of cold chain; exceeded 8°C for more than 24hrs prior to arrival into Samoa

### III. Adverse events following immunization of COVID-19 vaccines update

As of **4:30pm Local Time May 15, 2022**

An adverse event following immunization (AEFI) is an untoward medical event which follows immunisation and does not necessarily have a causal relationship with the administration of vaccine. The adverse event may be an unfavourable or unintended sign, abnormal laboratory finding, symptom or disease.

The AEFI Committee has been closely monitoring Adverse Events Following Immunization (AEFI) from the use of COVID19 Vaccines since the National Roll-out began on April 18 2021 for AstraZeneca (Vaxzevria) and October 22, 2021 for Pfizer (Comirnaty).

- **Cumulative total of 417 AEFIs have been reported since the roll out of COVID-19 vaccines**
- **76% of AEFIs were reported as a result of the first dose of a COVID-19 vaccine**
- **1.9% of AEFIs were reported as a result of the booster dose**
- Most frequently reported symptoms are general body weakness, headache/dizziness, chills, pain in injection site and joint pain
- Most reported AEFI are among the age group of 18 – 30years
- Majority are females
- Most AEFI occurs within 24 hrs after the injection
- Majority of the AEFIs are reported through Call Centre
- 98% of the reported AEFIs have recovered

**Table 6. Cumulative AEFI reported by age group**

AEFI Reactions	5-11yrs	12-17yrs	18-30yrs	31-50yrs	51-70yrs	71yrs+	% of AEFI Reaction
GBW- Malaise, Fatigue, Body Ache	2	14	75	71	36	10	<b>51%</b>
Fever	7	9	65	51	28	4	<b>41%</b>
Headache/Dizziness	3	16	48	56	25	7	<b>38%</b>
Chills	1	-	37	35	19	5	<b>24%</b>
Pain Injection Site	-	6	35	35	17	3	<b>24%</b>
Joint Pain	-	-	17	22	11	3	<b>13%</b>
Swelling Injection site	-	2	12	16	4	2	<b>9%</b>
Nausea/Vomiting	2	2	9	14	4	1	<b>8%</b>
SOB	-	2	9	8	7	2	<b>7%</b>
Diarrhea	-	-	3	5	5	1	<b>3%</b>

### IV. Laboratory Update

As of **02:00pm Local Time May 15, 2022**

- Total of **10,302 PCR GeneXpert cartridges** for COVID-19 testing were in stock for processing within country.
- COVID tests processed in country is summarized in the tables below.

**Table 7. Classification of COVID-19 tests requested**

Samples requested for	2020	2021	2022					TOTAL
			Jan	Feb	Mar	Apr	May	
Persons under investigation	52	35	6	3	230	1,250	<b>362</b>	<b>1,938</b>
Immigration	43	3,317	259	77	199	123	<b>241</b>	<b>4,259</b>
Isolation ward	-	-	51	133	105	1,524	<b>531</b>	<b>30,020</b>
Quarantined Passengers/staff	5,442	14,794	704	1360	1,804			
RAT confirmation	-	-	-	-	61			
Frontline workers	0	462	1,139	987	923			
<b>Total</b>	<b>5,537</b>	<b>18,608</b>	<b>2,159</b>	<b>2,560</b>	<b>3,322</b>	<b>2,897</b>	<b>1,134</b>	<b>36,217</b>

Source: Clinical Laboratory, TTM Hospital, MOH

\*All people travelling overseas are assessed by the public health doctors for medical clearance and tested for COVID-19 (if required) prior to their travel.

## V. Repatriation flights and quarantine update

As of **02:00pm Local Time May 15, 2022**

- A repatriation flight NZ990 from New Zealand arrived on May 15, 2022 with 266 passengers.
  - All passengers were swabbed on arrival; pending results.
- A repatriation flight FJ255 from Fiji arrived on May 14, 2022 with 124 passengers.
  - All passengers were swabbed on arrival and returned 2 COVID-19 positive PCR test results.

**Table 8. Repatriation summary from 2020 to date**

Flight Origin	TOTAL FLIGHTS				TOTAL REPATRIATES			
	2020	2021	2022	TOTAL	2020	2021	2022	TOTAL
New Zealand	15	17	5	37	3,182	2,976	1,195	7,353
Fiji	5	3	2	10	195	244	179	618
Australia	1	5	2	8	304	332	174	810
Vanuatu	0	1	0	1	0	3	0	3
USA	0	1	0	1	0	5	0	5
Pago Pago	0	72	14	86	0	588	162	750
Tonga	0	0	1	1	0	0	7	7
<b>TOTAL</b>	<b>21</b>	<b>99</b>	<b>24</b>	<b>144</b>	<b>3,681</b>	<b>4,148</b>	<b>1,717</b>	<b>9,546</b>

## VI. Port health update

Reporting period: **May 09 - 15, 2022**

Port Health clearance summary on the following vessels at the Matautu Wharf and aircrafts at Faleolo International Airport in this reporting period:

- **Vessels**
  - 2 container vessels
  - 2 fishing vessels
  - 1 cable vessel
- **International flights**
  - 7 passenger flights
  - 2 repatriation flights
  - 1 cargo flight

**Table 9. Matautu Wharf health clearance**

Date	Vessel name	ETA	Vessel type	Crew	PAX	Last port	Remarks
10-May-22	Liloa	1400hrs	Container Vessel	13	0	Pago Pago	Health Clearance Granted
11-May-22	Rene Descartes	0600hrs	Cable Vessel	65	0	Suva, Fiji	Health Clearance Granted
12-May-22	Hua Nan Yu 737	0600hrs	Fishing Vessel	14	0	Apia	Health Clearance Granted
12-May-22	Toamoana 12	0800hrs	Fishing Vessel	13	0	Apia	Health Clearance Granted
14-May-22	Southern Pearl	0600hrs	Container Vessel	19	0	Pago Pago	Health Clearance Granted

All 5 vessels complied with Samoa's current travel restrictions and entry requirements for COVID-19

**Table 10. Faleolo International Airport**

Date	Aircraft registration	Flight #	Flight type	ETA	POE	PAX	Crew	Remarks
10-May-22	5W-FAY	OL219	Passenger	1100hrs	PPG	9	2	Health Clearance Granted
10-May-22	5W-FAY	OL221	Passenger	1600hrs	PPG	13	2	Health Clearance Granted
10-May-22	VHQPE	QFA0340	Cargo	1715hrs	BNE	0	14	Health Clearance Granted
12-May-22	5W-FAY	OL219	Passenger	1130hrs	PPG	11	2	Health Clearance Granted
12-May-22	5W-FAY	OL221	Passenger	1419hrs	PPG	9	2	Health Clearance Granted
14-May-22	5W-FAW	OL-219	Passenger	1120hrs	PPG	8	2	Health Clearance Granted
14-May-22	5W-FAW	OL-221	Passenger	1420hrs	PPG	14	2	Health Clearance Granted
14-May-22	DQFAH	FJ255	Repatriation	1630hrs	NAN	126	7	Health Clearance Granted
14-May-22	5W-FAY	OL-889	Passenger	1734hrs	PPG	12	2	Health Clearance Granted
15-May-22	ZKNZJ	NZ0990	Repatriation	1430hrs	AKL	266	12	Health Clearance Granted

\*Two (2) passengers were denied entry due to failure to provide requirements (medical clearance reports) for entry as per Samoa's Travel Advisory.

## VII. Risk communication and community engagement update

- Continue to Disseminate all health information on preventive measures of COVID-19 through Vaccination Sites and media outlets
- Most Calls received at the MOH Call Centre since the 14th April, 2022 were public inquiries on vaccination sites and operations.
- Several issues raised through the media monitoring reports have been addressed by way of public notices, statements and reminders to the public to utilize government websites and Facebook to manage COVID-19 'infodemic' and misinformation.

## ANNEX A. COVID-19 community cases by source of notification

Private Health Providers	Community Cases Notified in the last 7 days (May 01-08, 2022)	Cumulative Community Cases Notified
Enosa's Clinic	2	129
John Adam's Clinic	0	85
SHMC Clinic	4	92
Alec's Clinic	4	54
LTP Medical Clinic	0	16
Aiga Manuia Clinic	2	21
NKFS	0	80
Saleufi Mall Clinic	4	18
Health in Her Hands	0	30
Collin's Medical Clinic	0	24
Malifa Dental Clinic	4	32
Ah Leong Clinic	1	295
SBH Clinic	0	1
Samoa Eye Care	0	6
Kusat Clinic	0	3
MPPC	0	1
Private Clinic Unspecified	0	1
Solofa Clinic	0	2
Health Facilities	Community Cases Notified in the last 7 days (May 01-08, 2022)	Cumulative Community Cases Notified
TTMH	373	3887
Leulumoega DH	62	885
MT2	223	627
Poutasi DH	9	511
Lufilufi HC	51	289
Lalomanu DH	51	439
Sataua DH	47	259
Saanapu HC	9	233
Safotu DH	33	202
Satupaitea HC	0	172
Foailalo DH	8	277
Village based screenings	0	142
HEOC Surveillance and Case Finding		
Call Centre	9	534
Case investigations & Contact Tracing	51	641
Self-report online	47	756
Port Health Screening	0	36
Testing Sites		
Apia Park	0	4
Credentialing Building	0	24
EPI Building	0	59
Multipurpose Gym Tuanaimato	0	18
Red Cross	0	64
STA	0	34
Public Health TTMH	0	214



<b>Workplaces and Organizations</b>	<b>Community Cases Notified in the last 7 days (May 01-08, 2022)</b>	<b>Cumulative Community Cases Notified</b>
Tokelau Affairs Office	0	15
Central Bank	0	9
SROS	0	13
NEOC	0	42
FESA	0	472
MWCSD	0	7
Samoa Housing Corporation	0	7
Samoa Shipping	2	5
SSAB	5	9
SSFA	0	4
Ombudsman's Office	1	1
Samoa Airways	2	2
SFHA	0	2
Samoa Audit Office	0	1
Development Bank Samoa	0	3
EPC	0	18
Farmer Joe's	0	19
Government Building	0	45
MESC	0	6
MNRE	0	5
MOF	0	5
MOP	0	49
MPMC	0	4
Parliament	0	6
Peace Corps	0	1
Samoa Meteorology	0	3
SQA	0	3
SUNGO	0	1
TATTE Building	0	3
UN	0	12
USP	0	4