



COVID-19 Situational Report No. 332-338

WEEKLY REPORT

Ministry of Health

Date of report: **May 29, 2022**

Email: surveillance@health.gov.ws

Distribution: **Health Emergency Operations Centre (HEOC)**

Prepared by: **National Health Surveillance & IHR Division**

Tel: **66506/66507**

New information in BLUE

Key Dates:

- **Date Wuhan, China Declared Outbreak:** 31/12/2019
- **Date of Border Control activities commenced:** 22/01/2020 (Travel Advisory and Health screening for incoming passengers)
- **Date COVID-19 declared PHEIC:** 31/01/2020
- **Date Global Pandemic for COVID-19 Declared:** 12/03/2020
- **Samoa Declares State of Emergency for COVID-19:** 21/03/2020
- **Date of first repatriation flight:** 24/03/2020
- **COVID-19 PCR Testing Cartridges Received in Country:** 08/05/2020 (controls received 15/05/2020)
- **Date of First Coronavirus PCR Test Processed Within Country:** 19/05/2020
- **Date of first COVID19 historical case:** 18/11/2020
- **Date of last repatriation flight 2020:** 08/12/2020
- **Date of first repatriation flight 2021:** 22/01/2021
- **Date of first COVID-19 case in Samoa:** 13/02/2021
- **Date first batch of AstraZeneca (AZ) vaccine from COVAX arrived:** 09/04/2021
- **Date of first dose administration of AstraZeneca:** 18/04/2021
- **Date of second dose administration of AZ vaccine:** 14/06/2021
- **Date of 2-day lockdown for COVID-19 vaccination:** 23/09/21 – 24/09/2021
- **Date of first batch of Pfizer vaccine from New Zealand arrived:** 21/10/2021
- **Date of first dose administration of Pfizer:** 22/10/2021
- **Date of Pfizer vaccination roll out in schools for 12-17yrs:** 25/10/2021
- **Date of 1-day national vaccination drive:** 19/11/2021
- **National Lockdown commenced:** 6pm 22/01/22 - 6pm 28/01/22
- **Alert Level 2 commenced:** 6pm 28/01/22 – 6pm 11/02/22
- **Alert Level 1 commenced:** 6pm 11/02/22 – 12am 19/03/22
- **Date of school vaccination roll out for 5-11yrs:** 05/03/22
- **Alert Level 3 lockdown commenced:** 12am 19/03/22 to 6am 06/04/22
- **Alert Level 2 commenced:** 6am 06/04/2022
- **Date of most recent repatriation flight:** **29/05/2022 (Flight origin–New Zealand)**
- **Date of first commercial flight since March 2020:** **28/05/22 (Flight origin-American Samoa)**

SECTION A. SAMOA SITUATION

I. Surveillance update

Reporting period: **May 22 at 2pm – May 29 at 2pm, 2022**

SAMOA COVID-19 SITUATION	Number of cases
Total of new COVID-19 positive cases over the last 7 days (both PCR and rapid antigen test - RAT from all sites*)	711
Cumulative number of COVID-19 positive cases since community transmission detected in March 17, 2022	13,456
Border Surveillance Cumulative number of COVID-19 positive cases detected at the Port of Entry (POE) since November 2020 International POE: <ol style="list-style-type: none"> 1. Faleolo International Airport <ul style="list-style-type: none"> • QF333 flight 24th May – 7 positive cases • FJ225 flight 28th May – 4 positive cases 2. Matautu Wharf No cases detected 	98

Cumulative number of COVID-19 positive cases (border and community cases)	13,554
COVID-19 admissions Total number of COVID-19 positive cases admitted to TTM Hospital since community transmission in March 17, 2022 – 260 admissions Total number of cases discharged from TTM hospital – 224 discharged home Currently in the last 24hrs – 5 inpatients <ul style="list-style-type: none"> • 5 patients in Isolation ward • No ICU patients 	
Total of new COVID-19 related deaths in the last 7 days**	1
Cumulative number of COVID-19 related deaths since community transmission detected in March 17, 2022	26
Rapid antigen testing (RAT) Cumulative number of RATs conducted (as of 29/05/22 at 02:00pm)***	115,922

* The sites include all health facilities, private clinics, testing sites and self-reporting

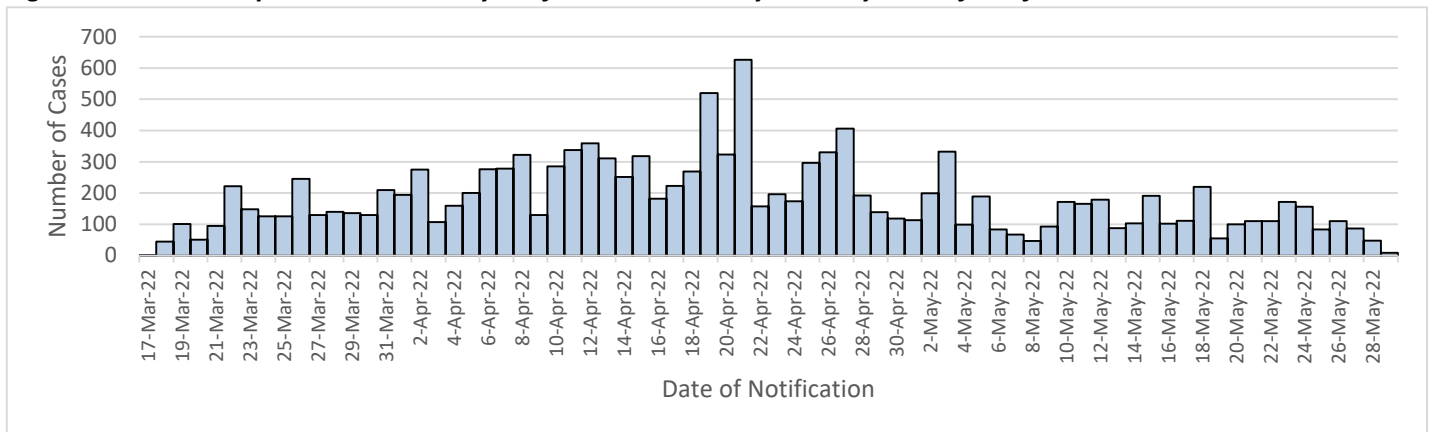
**The death count is subject to change following full verification of all reported COVID-19 deaths from all health facilities.

***One (1) new death has been verified in the last 7 days - A 71 year old male with known comorbidities who had received 2 doses of COVID-19 vaccination. He died of severe pneumonia due to COVID-19 on 27th May 2022.

Note: There are other deaths among registered cases that are not primarily caused by COVID-19.

***The test count is subject to change to data cleaning and when data becomes available

Figure 1. COVID-19 epicurve – New daily confirmed community cases by date of notification



Note: The cut off for daily reporting is 2pm, therefore numbers reporting after 2pm will be reflected in the next reporting periods' count.

Figure 2. Weekly total of community cases vs 7-day rolling average

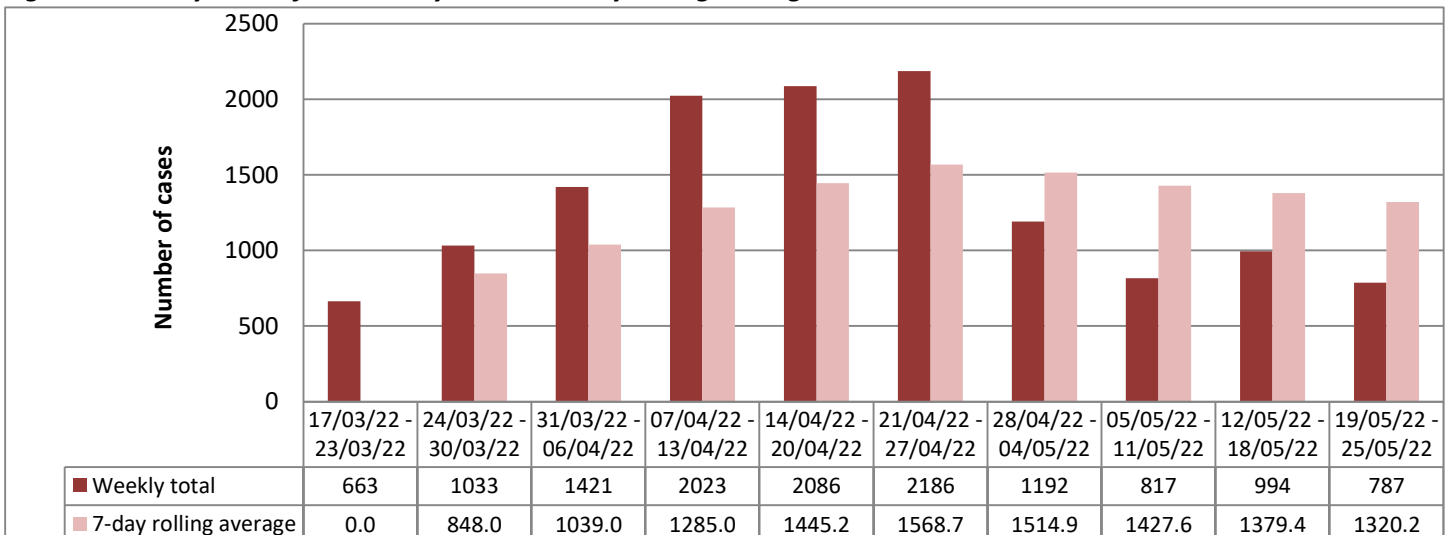
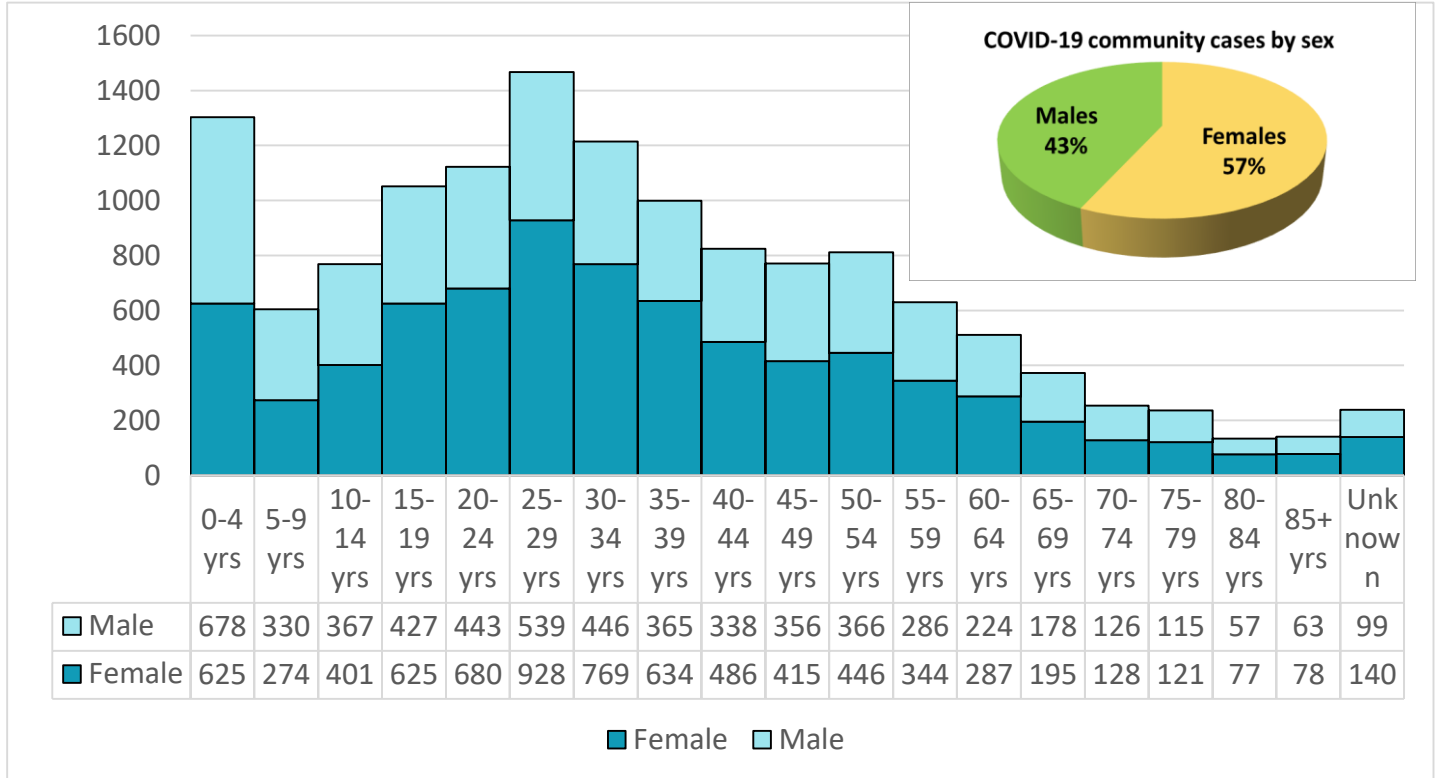


Figure 3. Cumulative community cases since community transmission on March 17, 2022 by age group and sex



Note: Of the total reported community cases, 9.7% are children between 0-4 years and about 1.6% were reported to have been admitted. There are no reported COVID-19 related deaths in this age group.

Table 1. Cumulative community cases since March 17th by Island of Current Residence

Island	Number of cases	% of cases
Upolu	11,125	82.7%
Savaii	2,315	17.2%
Manono Tai	16	0.1%
TOTAL	13,456	100.0%

Sources of notification of COVID-19 community cases are summarized in Annex A. COVID-19 community cases by districts are summarized in Annex B.

COVID-19 MORTALITY ANALYSIS

Cumulative number of COVID-19 related deaths	26 deaths
Age range	36 yrs – 94 yrs
Average age	72 yrs

Figure 4. COVID-19 related deaths by age group and sex

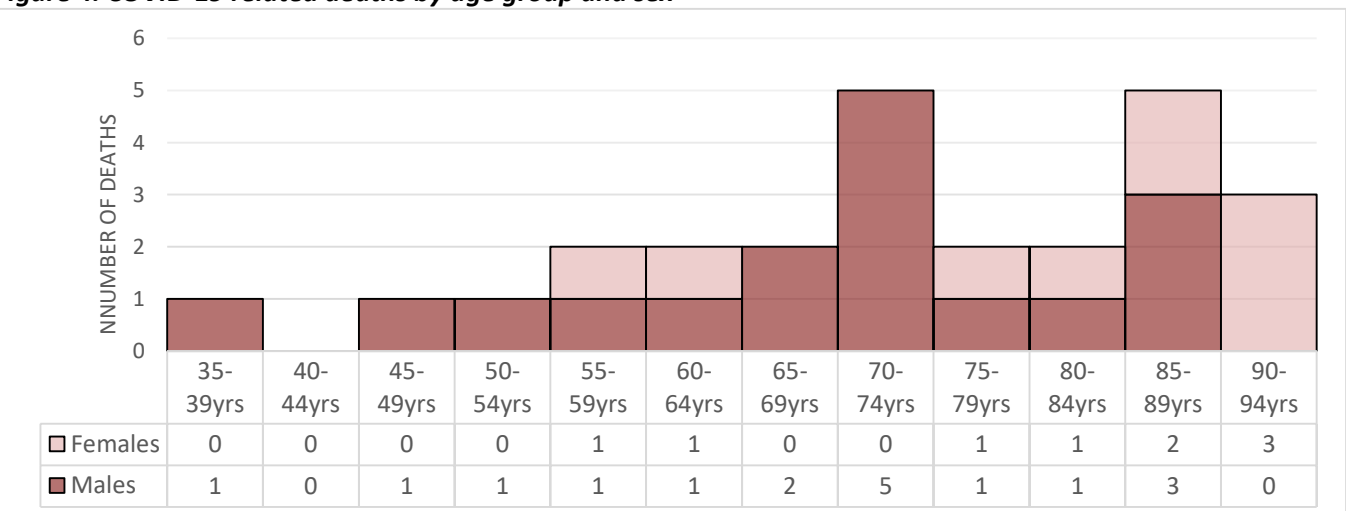


Table 2. COVID-19 related deaths by vaccination status

2 doses plus booster	2
2 doses only	6
1 dose	2
unvaccinated	16
TOTAL	26

Table 3. COVID-19 related deaths by comorbidities

None reported	9
One comorbidity	2
Multiple comorbidities	15
TOTAL	26

II. COVID-19 vaccination update

As of **08:00am Local Time May 29, 2022**

- AEFI for COVID-19 vaccines continue to be monitored without any major reactions to report.
- Total number of booster doses administered to date is **75,413**.

Table 4. Samoa's COVID-19 vaccination status

Age group	Target Population	FIRST DOSE		SECOND DOSE	
		Number	%	Number	%
18yrs +	121,891	122,115	100.2%	113,756	93.3%
12 – 17 yrs	27,880	28,310	101.5%	25,308	90.8%
5 – 11 yrs*	40,638	39,778	97.9%	35,322	86.9%

*The 5-11 year old vaccination roll out commenced on March 05, 2022. The administration of the second dose started on April 04, 2022.

Table 5. Details of donation and supply of COVID-19 vaccines

Date Received	Vaccine Type	Vials	Doses	Supplier/Donated by
9-Apr-21	AstraZeneca	2,400	24,000	COVAX
14-May-21	AstraZeneca	2,880	28,800	COVAX
9-Jul-21	AstraZeneca	1,000	10,000	DFAT AUS
15-Jul-21	AstraZeneca	1,000	10,000	DFAT AUS
26-Jul-21	AstraZeneca	3,000	30,000	DFAT AUS
5-Aug-21	AstraZeneca	2,640	26,400	COVAX
19-Aug-21	AstraZeneca	11,200	112,000	Japan via COVAX
21-Oct-21	Pfizer	3515	17,575	New Zealand
28-Oct-21	Pfizer	1,670	8,350	New Zealand
28-Oct-21	AstraZeneca	2,400	24,000	New Zealand via COVAX
6-Nov-21	Pfizer	1,455	7,275	New Zealand
20-Nov-21	Pfizer	1,670	10,020	New Zealand
27-Nov-21	Pfizer	1,000	6,000	New Zealand
18-Dec-21*	AstraZeneca	270	2,700	DFAT AUS
08-Jan-22	Pfizer	585	3,510	New Zealand
19-Jan-22	AstraZeneca	200	2,000	DFAT AUS
01-Feb-22	AstraZeneca	1,000	10,000	DFAT AUS
05-Feb-22	Pfizer	750	4,500	New Zealand
12-Feb-22	Pfizer	830	5,000	New Zealand
19-Feb-22	Pfizer	420	2,520	New Zealand
26-Feb-22	Pfizer	386	2,320	New Zealand
06-Mar-22	Paediatric Pfizer	3,000	30,000	New Zealand
19-Mar-22	Paediatric Pfizer	1,000	10,000	New Zealand
22-Mar-22	Adult Pfizer	1,620	9,720	New Zealand
30-Mar-22	Adult Pfizer	11,700	70,200	DFAT Australia
09-Apr-22	Paediatric Pfizer	3,000	30,000	New Zealand

24-Apr-22	Adult Pfizer	6,825	40,950	DFAT AUS
01-May-22	Paediatric Pfizer	1,000	10,000	New Zealand
01-May-22	Adult Pfizer	7,605	45,630	US donation via COVAX
Total		76,006	593,380	

**This batch was discarded due to breach of cold chain; exceeded 8°C for more than 24hrs prior to arrival into Samoa*

III. Laboratory Update

As of **2:00pm Local Time May 29, 2022**

- Results of the COVID-19 samples sent overseas on May 15, 2022 for whole genome sequencing shows that BA1.1.9 is the SARS-CoV-2 variant currently circulating in Samoa.
- Total of 9,332 PCR GeneXpert cartridges for COVID-19 testing were in stock for processing within country.
- COVID tests processed in country is summarized in the tables below.

Table 6. Classification of COVID-19 tests requested

Samples requested for	2020	2021	2022					TOTAL
			Jan	Feb	Mar	Apr	May	
Persons under investigation	52	35	6	3	230	1,250	725	2,301
Immigration	43	3,317	259	77	199	123	577	4,595
Isolation ward	-	-	51	133	105	1,524	1,247	30,736
Quarantined Passengers/staff	5,442	14,794	704	1360	1,804			
RAT confirmation	-	-	-	-	61			
Frontline workers	0	462	1,139	987	923			
Total	5,537	18,608	2,159	2,560	3,322	2,897	2,549	37,632

Source: Clinical Laboratory, TTM Hospital, MOH

*All people travelling overseas are assessed by the public health doctors for medical clearance and tested for COVID-19 (if required) prior to their travel.

IV. Repatriation flights and quarantine update

As of **02:00pm Local Time May 29, 2022**

- A repatriation flight NZ990 from New Zealand arrived on May 29, 2022 with 191 passengers.
 - All passengers were swabbed on arrival and results are pending.
- A repatriation flight FJ225 from Fiji arrived on May 28, 2022 with 152 passengers.
 - All passengers were swabbed on arrival and returned 4 positive COVID-19 PCR test results.
- A repatriation flight QF333 from Australia arrived on May 24, 2022 with 176 passengers.
 - All passengers were swabbed on arrival and returned 7 positive COVID-19 PCR test results.
 - On Day 3 (May 27, 2022), there were no new positive cases from the self-reports received (table 7 below).

Table 7. Summary of Day 3 COVID-19 testing

Test results	No. people
Negative	41
Positive	1*
No reports	134
Grand Total	176

* The positive case of COVID-19 was previously reported on the day of arrival

- A commercial flight NZ990 from New Zealand arrived on May 22, 2022 with 107 passengers.
 - All passengers were swabbed on arrival and returned one positive COVID-19 PCR test result.
 - On Day 3 (May 25, 2022), there were no new positive cases from the self-reports received (see table 8 below)
 - On Day 7 (May 29, 2022), there were no new positive cases from the self-reports received (see table 8 below)

Table 8. Summary of Day 3 COVID-19 testing

Test results	DAY 3	DAY 7
	No. people	No. people
Negative	48	16
Positive	1*	0
No reports	58	91
Grand Total	107	107

*The positive case of COVID-19 was previously reported on the day of arrival.

- A repatriation flight NZ990 from New Zealand arrived on May 15, 2022 with 267 passengers.
 - All passengers were swabbed on arrival and returned 6 COVID-19 positive PCR test results.
 - On Day 3 (May 18, 2022), there was one new COVID-19 positive case reported (see table 9 below)
 - On Day 7 (May 22, 2022), there was one new COVID-19 positive case reported (see table 9 below)

Table 9. Summary of Day 3 and Day 7 COVID-19 testing

Test results	DAY 3	DAY 7
	No. people	No. people
Negative	166	146
Positive	3*	3*
No reports	98	118
Grand Total	267	267

*One (1) new COVID-19 positive case was reported on Day 3 and one (1) on Day 7. The other positives were previously reported.

- A repatriation flight FJ255 from Fiji arrived on May 14, 2022 with 124 passengers.
 - All passengers were swabbed on arrival and returned 2 COVID-19 positive PCR test results.
 - **On Day 3 (May 17, 2022), 91 of the passengers reported negative rapid antigen test results and 33 have not reported in their test results.**
 - **On Day 7 (May 21, 2022), 69 have reported negative rapid antigen test results and 55 have not reported their test results.**

Table 10. Repatriation summary from 2020 to date

Flight Origin	TOTAL FLIGHTS				TOTAL REPATRIATES			
	2020	2021	2022	TOTAL	2020	2021	2022	TOTAL
New Zealand	15	17	7	39	3,182	2,976	1,593	7,751
Fiji	5	3	3	11	195	244	331	770
Australia	1	5	3	9	304	332	350	986
Vanuatu	0	1	0	1	0	3	0	3
USA	0	1	0	1	0	5	0	5
Pago Pago	0	72	20	92	0	588	230	818
Tonga	0	0	1	1	0	0	7	7
TOTAL	21	99	34	154	3,681	4,148	2,511	10,340

V. Port health update

Reporting period: May 23 - 29, 2022

Port Health clearance summary on the following vessels at the Matautu Wharf and aircrafts at Faleolo International Airport in this reporting period:

- **Vessels**
 - 6 fishing vessels
 - 3 container vessels
 - 1 cargo vessel
- **International flights**
 - 7 passenger flights
 - 3 repatriation flights
 - 1 charter flight

Table 11. Matautu Wharf health clearance

Date	Vessel name	ETA	Vessel type	Crew	PAX	Last port	Remarks
23-May-22	Yuh Chang 11	0700hrs	Fishing	12	0	Apia	Health Clearance Granted
23-May-22	FV Chu Huai 888	1000hrs	Fishing	13	0	Apia	Health Clearance Granted
23-May-22	Shun Rong 8	1100hrs	Fishing	12	0	Apia	Health Clearance Granted
23-May-22	Imua	1400hrs	Container	13	0	Pago Pago	Health Clearance Granted
24-May-22	Hua Nan Yu 717	1428hrs	Fishing	13	0	Apia	Health Clearance Granted
25-May-22	Pacific Islander II	0700hrs	Container	20	0	Suva, Fiji	Health Clearance Granted
25-May-22	Shen Lian Cheng 884	1000hrs	Fishing	15	0	Apia	Health Clearance Granted
26-Aug-22	Yuh Yi 22	0800hrs	Fishing	12	0	Apia	Health Clearance Granted
28-Aug-22	MV lady Naomi	0130hrs	Cargo	18	0	Pago Pago	Health Clearance Granted
29-May-22	Capitaine Kupe	0600hrs	Container	16	0	Auckland, NZ	Health Clearance Granted

All 10 vessels complied with Samoa's entry requirements

Table 12. Faleolo International Airport

Date	Aircraft registration	Flight #	Flight type	ETA	POE	PAX	Crew	Remarks
24-May-22	5W-FAW	OL-219	Passenger	1208hrs	PPG	11	2	Health Clearance Granted
24-May-22	5W-FAW	OL-221	Passenger	1420hrs	PPG	9	2	Health Clearance Granted
24-May-22	VHEBS	QFA0333	Repatriation	1800hrs	BNE	179	14	Health Clearance Granted
25-May-22	5W-FAW	OL-219	Passenger	1150hrs	PPG	1	2	Health Clearance Granted
26-May-22	5W-FAW	OL-219	Passenger	1200hrs	PPG	14	2	Health Clearance Granted
26-May-22	5W-FAW	OL221	Passenger	1437hrs	PPG	11	2	Health Clearance Granted
27-May-22	B3999	BJN099	Charter	2138hrs	KIRIBATI	21	13	Health Clearance Granted
28-May-22	5WFAW	OL219	Passenger	1145hrs	PPG	14	14	Health Clearance Granted
28-May-22	5W-FAW	OL221	Passenger	1514hrs	PPG	16	2	Health Clearance Granted
28-May-22	DQFAH	FJ225	Repatriation	1615hrs	NAN	152	6	Health Clearance Granted
29-May-22	ZKNZJ	NZ0990	Repatriation	1405hrs	AKL	291	13	Health Clearance Granted

All 11 flights complied with Samoa's entry requirements

VI. Risk communication and community engagement update

- Continue to Disseminate all health information on preventive measures of COVID-19 through Vaccination Sites and media outlets
- Most Calls received at the MOH Call Centre since the 14th April, 2022 were public inquiries on vaccination sites and operations.
- Several issues raised through the media monitoring reports have been addressed by way of public notices, statements and reminders to the public to utilize government websites and Facebook to manage COVID-19 'infodemic' and misinformation.

ANNEX A. COVID-19 community cases by source of notification

Source of Notification	Community Cases Notified 22-29 May	Cumulative Community Cases Notified
Private Providers		
Ah Leong Clinic	12	320
LTP Medical Clinic	6	26
Health Specialist Centre	5	62
Enosa Clinic	4	141
Aiga Manuia Clinic	1	27
SHMC	1	99
Collin's Medical Clinic	0	26
Health in Her Hands	0	30
John Adam's Clinic	0	85
Kusat Clinic	0	3
MPPC Clinic	0	1
Private Clinic Unspecified	0	1
Saleufi Mall Clinic	0	20
Samoa Eye Care	0	6
SBH Clinic	0	1
Solofa Clinic	0	2
NKFS	0	80
SFHA	0	2
Health Facilities		
TTMH	151	4270
MT2	126	834
Safotu DH	75	331
Sataua DH	51	381
Foailalo DH	46	405
Satupaitea HC	30	202
Saanapu HC	20	261
Lalomanu DH	17	477
Leulumoega DH	13	913
Poutasi DH	9	542
Lufilufi HC	8	303
Malifa Dental Clinic	0	32
Village-based Screenings	0	155
HEOC Surveillance and Case Finding		
Case investigations & Contact Tracing (NHSIHR MOH)	55	759
Self report online	39	843
Call Centre	3	546
Apia Park Testing Site	0	4
Credentialing Building	0	24
EPI Building	0	59
Multipurpose Gym Tuanaimato	0	18
Port Health Screening	0	36
Red Cross	0	64
STA Screening Site	0	34
Testing Site Public Health	0	214
Workplaces and Organizations		
Vaiola College	17	17
Parliament	5	11

Central Bank	4	9
NEOC	4	48
MWCSD	1	8
Development Bank Samoa	0	5
EPC	0	18
Farmer Joe's	0	19
FESA	0	472
Government Building	0	45
MESC	0	6
MNRE	0	5
MOF	0	5
MOP	0	52
MPMC	0	4
NPF	0	2
Office of Electoral Commission	0	2
Ombudsman's Office	0	1
Peace Corps	0	1
Samoa Airways	0	2
Samoa Audit Office	0	1
Samoa Meterology	0	3
Samoa Shipping Corporation	0	5
Samoa Sports Facilities Authority	0	4
SHC	0	7
SQA	0	3
SROS	0	15
SSAB	0	9
SSAB Savaii	0	3
SUNGO	0	1
TATTE building	0	3
Tokelau Affairs Office	0	15
UN	0	12
USP	0	4

ANNEX B. COVID-19 community cases by district

Weekly COVID-19 District Statistics Report		Confirmed Community Cases (13,456) as of 29/05/2022, Time: 5:00pm	
Geographic Area	Confirmed Community Cases	Population (SBS PHC 2020)	Population Rate per 1,000 Population
Samoa	13,456	215,469	62.4
Upolu	11,099	168,186	66.0
Faleata 1	1,145	14,399	79.5
Vaimauga 4	1,085	7,248	149.7
Vaimauga 3	935	11,526	81.1
Faleata 3	800	8,867	90.2
Faleata 2	768	12,301	62.4
Vaimauga 1	545	8,890	61.3
Sagaga 1	493	8,681	56.8
Vaimauga 2	469	5,948	78.9
Anoamaa 2	406	5,336	76.1
Sagaga 2	332	6,914	48.0
Sagaga 3	301	6,191	48.6
Anoamaa 1	301	4,874	61.8
Falealili 1	300	3,590	83.6
Faleata 4	290	4,827	60.1
Aana Alofi 4	280	5,813	48.2
Sagaga 4	272	6,183	44.0
Aleipata Itupa I Lalo	230	4,489	51.2
Aana Alofi 1	209	4,716	44.3
Siumu	207	2,534	81.7
Safata 1	205	4,151	49.4
Lefaga & Faleaseela	204	4,192	48.7
Aiga I le Tai	196	6,154	31.8
Aana Alofi 3	186	3,637	51.1
Falelatai & Samatau	183	3,420	53.5
Safata 2	150	3,121	48.1
Aleipata Itupa I Luga	137	1,383	99.1
Lepa	136	1,482	91.8
Aana Alofi 2	123	2,500	49.2
Vaa o Fonoti	79	1,476	53.5
Falealili 2	68	1,429	47.6
Lotofaga	64	1,914	33.4
Savaii	2,352	47,283	49.7
Palauli 1	255	3,591	71.0
Faasaleleaga 2	219	3,813	57.4
Faasaleleaga 4	181	3,174	57.0
Faasaleleaga 3	175	2,992	58.5
Faasaleleaga 1	158	4,138	38.2
Vaisigano 2	149	1,717	86.8
Vaisigano 1	133	2,277	58.4
Palauli 3	121	2,503	48.3
Salega 2	121	1,426	84.9
Gagaifomauga 1	102	1,510	67.5
Alataua Sisifo	96	1,817	52.8

Gagaifomauga 2	94	2,058	45.7
Satupaitea	90	2,092	43.0
Gagaemauga 2	84	1,785	47.1
Gagaifomauga 3	73	1,512	48.3
Faasaleleaga 5	71	1,657	42.8
Palauli 2	69	3,420	20.2
Salega 1	69	2,177	31.7
Gagaemauga 1	65	2,481	26.2
Falealupo	27	1,143	23.6
(Unknown - no info reported for village or district of case)	5	-	-