



COVID-19 Situational Report No. 360-366

WEEKLY REPORT

Ministry of Health

Date of report: **June 26, 2022**

Email: surveillance@health.gov.ws

Distribution: Health Emergency Operations Centre (HEOC)

Prepared by: National Health Surveillance & IHR Division

Tel: 66506/66507

New information in BLUE

Key Dates:

- Date Wuhan, China Declared Outbreak: 31/12/2019
- Date of second dose administration of AZ vaccine: 14/06/2021
- Date of Border Control activities commenced: 22/01/2020 (Travel Advisory and Health screening for incoming passengers)
- Date of 2-day lockdown for COVID-19 vaccination: 23/09/21 – 24/09/2021
- Date COVID-19 declared PHEIC: 31/01/2020
- Date of first batch of Pfizer vaccine from New Zealand arrived: 21/10/2021
- Date Global Pandemic for COVID-19 Declared: 12/03/2020
- Date of first dose administration of Pfizer: 22/10/2021
- Samoa Declares State of Emergency for COVID-19: 21/03/2020
- Date of Pfizer vaccination roll out in schools for 12-17yrs: 25/10/2021
- Date of first repatriation flight: 24/03/2020
- Date of 1-day national vaccination drive: 19/11/2021
- COVID-19 PCR Testing Cartridges Received in Country: 08/05/2020 (controls received 15/05/2020)
- National Lockdown commenced: 6pm 22/01/22 - 6pm 28/01/22
- Date of First Coronavirus PCR Test Processed Within Country: 19/05/2020
- Alert Level 2 commenced: 6pm 28/01/22 – 6pm 11/02/22
- Date of first COVID19 historical case: 18/11/2020
- Alert Level 1 commenced: 6pm 11/02/22 – 12am 19/03/22
- Date of last repatriation flight 2020: 08/12/2020
- Date of school vaccination roll out for 5-11yrs: 05/03/22
- Date of first repatriation flight 2021: 22/01/2021
- Alert Level 3 lockdown commenced: 12am 19/03/22 to 6am 06/04/22
- Date of first COVID-19 case in Samoa: 13/02/2021
- Alert Level 2 commenced: 6am 06/04/2022
- Date first batch of AstraZeneca (AZ) vaccine from COVAX arrived: 09/04/2021
- Date of most recent commercial flight since March 2020: **25/06/2022 (Flight origin-American Samoa)**
- Date of first dose administration of AstraZeneca: 18/04/2021
- Date of most recent repatriation flight: **25/06/2022 (Flight origin-Australia)**

SECTION A. SAMOA SITUATION

I. Surveillance update

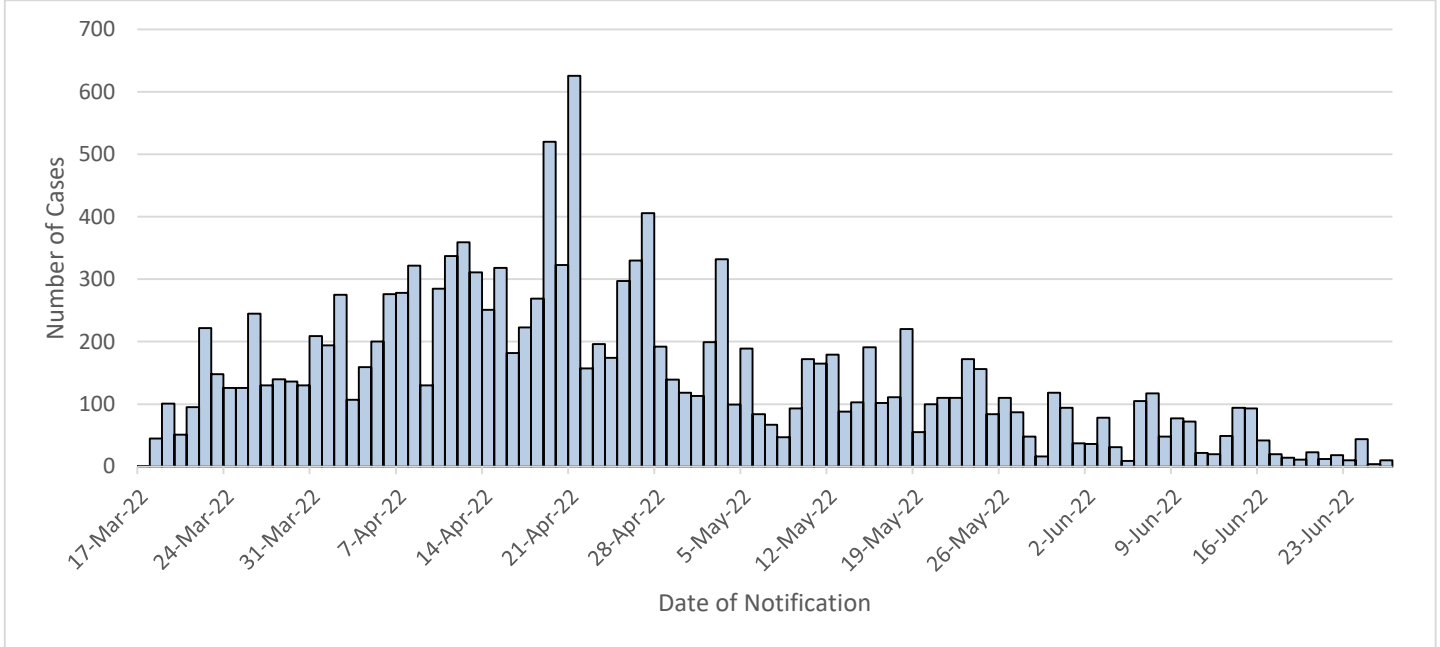
Reporting period: **June 19 at 2pm – June 26 at 2pm, 2022**

SAMOA COVID-19 SITUATION		Number of cases
Total of new COVID-19 positive cases over the last 7 days (both PCR and rapid antigen test - RAT from all sites*)		129
Cumulative number of COVID-19 positive cases since community transmission detected in March 17, 2022		14,776
Border Surveillance		
Cumulative number of COVID-19 positive cases detected at the Port of Entry (POE) since November 2020		
<u>International POE:</u>		
1. Faleolo International Airport <ul style="list-style-type: none"> • QF333 flight 14th June – 1 positive case • QF333 flight 21st June – 2 positive cases 		125
2. Matautu Wharf <ul style="list-style-type: none"> • No cases detected 		
Cumulative number of COVID-19 positive cases (border and community cases)		14,901
COVID-19 admissions		

Total number of COVID-19 positive cases admitted to TTM Hospital since community transmission in March 17, 2022 – 283 admissions Total number of cases discharged from TTM hospital – 251 discharged home Currently in the last 24hrs – 0 inpatients <ul style="list-style-type: none"> 0 patients in Isolation ward No ICU patients 	
Total of new COVID-19 related deaths in the last 7 days**	1
Cumulative number of COVID-19 related deaths since community transmission detected in March 17, 2022	29
Rapid antigen testing (RAT) Cumulative number of RATs conducted (as of 24/06/22 at 02:00pm)***	153,386

* The sites include all health facilities, private clinics, testing sites and self-reporting
**The death count is subject to change following full verification of all reported COVID-19 deaths from all health facilities.
** One (1) new death has been confirmed in the past 7 days – A 1 year old female, with no medical conditions and who was not eligible for COVID-19 vaccination, died on the 20th June from severe pneumonia due to COVID-19.
Note: There are other deaths among registered cases that are not primarily caused by COVID-19.
***The test count is subject to change to data cleaning and when data becomes available

Figure 1. COVID-19 epicurve – New daily confirmed community cases by date of notification



Note: The cut off for daily reporting is 2pm, therefore numbers reporting after 2pm will be reflected in the next reporting periods' count.

Figure 2. Weekly total of community cases vs 7-day rolling average

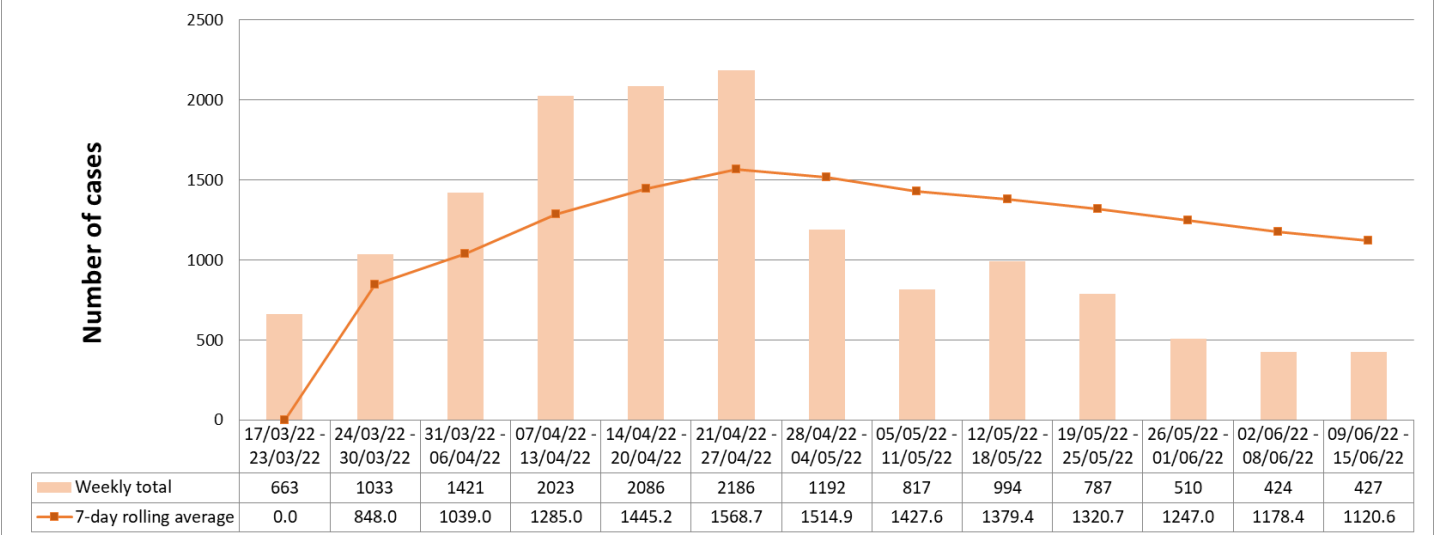
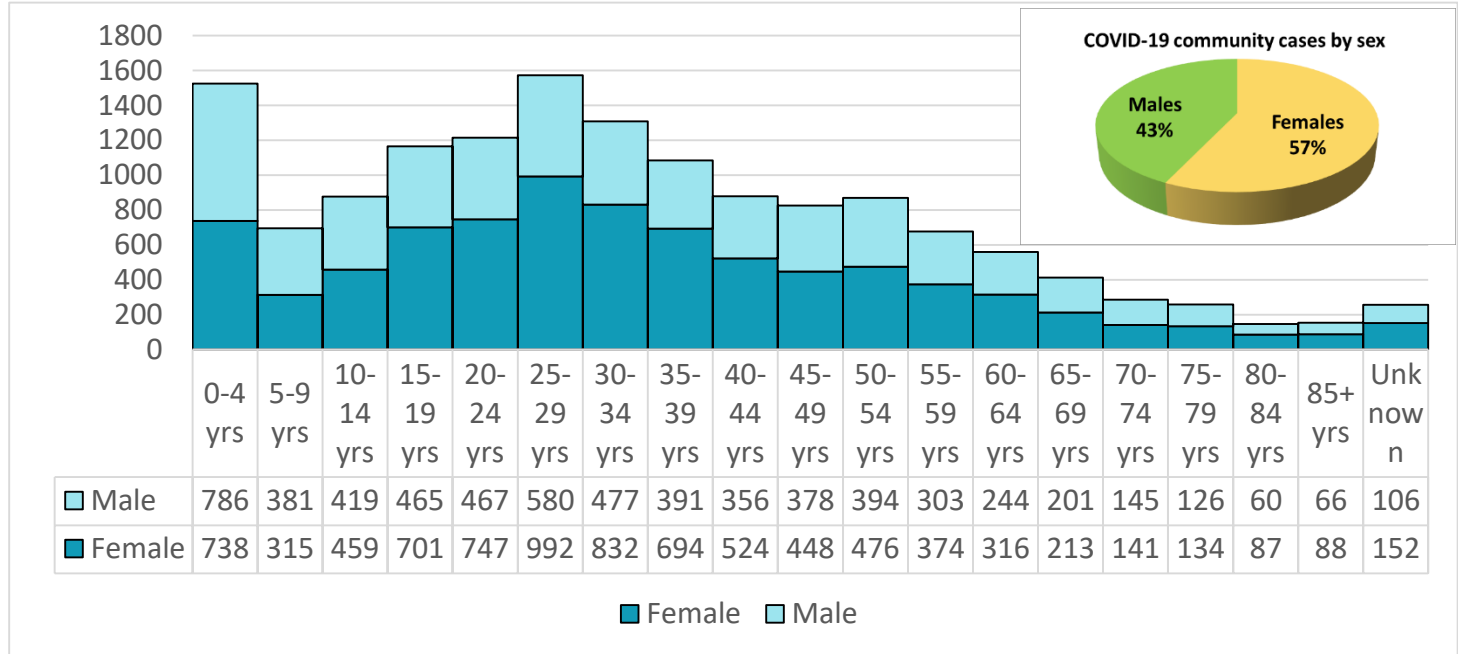


Figure 3. Cumulative community cases since community transmission on March 17, 2022 by age group and sex



Note: Of the total reported community cases, 10.1% are children between 0-4 years and about 1.3% were reported to have been admitted. There are no reported COVID-19 related deaths in this age group.

Table 1. Cumulative community cases since March 17th by Island of Current Residence

Island	Number of cases	% of cases
Upolu	11960	80.9%
Savaii	2798	18.9%
Manono Tai	18	0.1%
TOTAL	14,776	100.0%

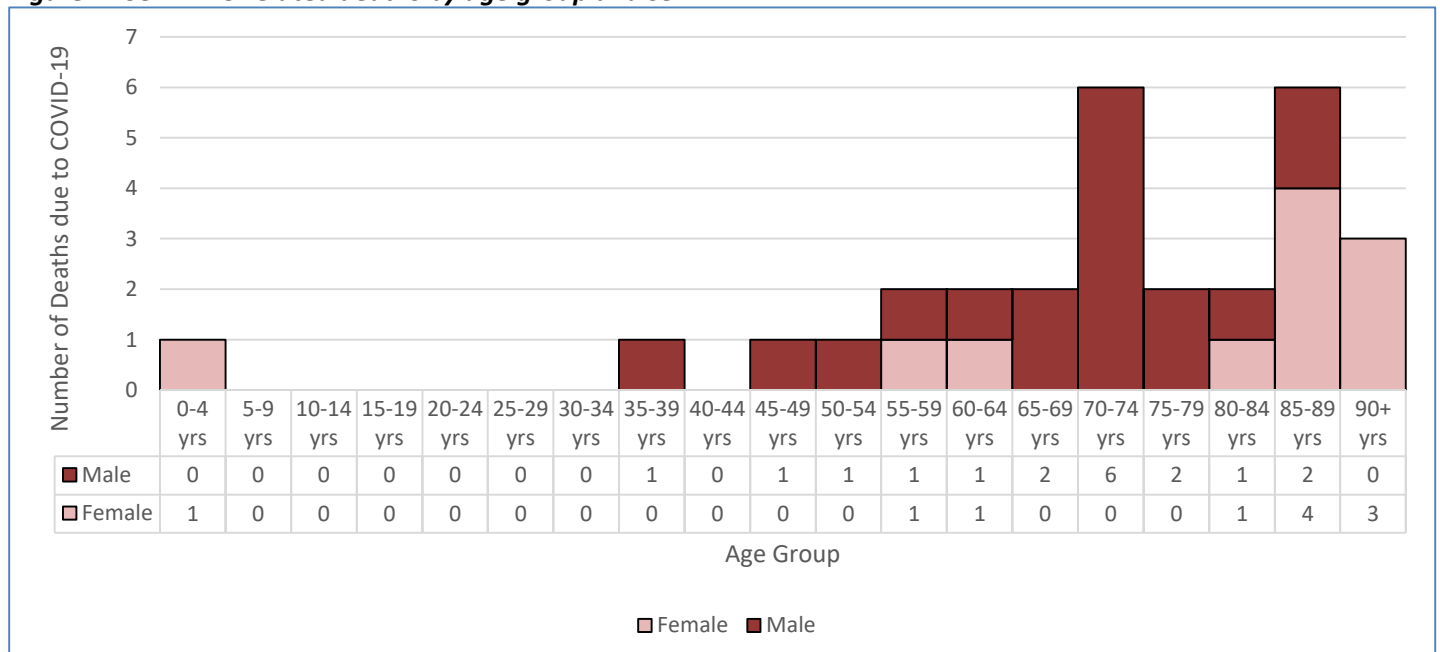
Sources of notification of COVID-19 community cases are summarized in Annex A.

COVID-19 community cases by districts are summarized in Annex B.

COVID-19 MORTALITY ANALYSIS

Cumulative number of COVID-19 related deaths	29 deaths
Age range	1 yr – 94 yrs
Average age	71 yrs

Figure 4. COVID-19 related deaths by age group and sex



II. COVID-19 vaccination update

As of **05:00pm Local Time June 26, 2022**

- AEFI for COVID-19 vaccines continue to be monitored without any major reactions to report.
- First round of booster doses administered to date is **76,591**.
- Second round of booster doses administered to date is **40**.

Table 2. Samoa's COVID-19 vaccination status

Age group	Target Population	FIRST DOSE		SECOND DOSE	
		Number	%	Number	%
18yrs +	121,891	122,193	>99%	114,006	93.5%
12 – 17 yrs	27,880	28,374	>99%	25,710	92%
5 – 11 yrs*	40,638	40,141	98.8%	36,819	90.6%

*The 5-11 year old vaccination roll out commenced on March 05, 2022. The administration of the second dose started on April 04, 2022.

Table 3. Details of donation and supply of COVID-19 vaccines

Date Received	Vaccine Type	Vials	Doses	Supplier/Donated by
9-Apr-21	AstraZeneca	2,400	24,000	COVAX
14-May-21	AstraZeneca	2,880	28,800	COVAX
9-Jul-21	AstraZeneca	1,000	10,000	DFAT AUS
15-Jul-21	AstraZeneca	1,000	10,000	DFAT AUS
26-Jul-21	AstraZeneca	3,000	30,000	DFAT AUS
5-Aug-21	AstraZeneca	2,640	26,400	COVAX
19-Aug-21	AstraZeneca	11,200	112,000	Japan via COVAX
21-Oct-21	Pfizer	3515	17,575	New Zealand
28-Oct-21	Pfizer	1,670	8,350	New Zealand
28-Oct-21	AstraZeneca	2,400	24,000	New Zealand via COVAX
6-Nov-21	Pfizer	1,455	7,275	New Zealand
20-Nov-21	Pfizer	1,670	10,020	New Zealand
27-Nov-21	Pfizer	1,000	6,000	New Zealand
18-Dec-21*	AstraZeneca	270	2,700	DFAT AUS
08-Jan-22	Pfizer	585	3,510	New Zealand
19-Jan-22	AstraZeneca	200	2,000	DFAT AUS
01-Feb-22	AstraZeneca	1,000	10,000	DFAT AUS
05-Feb-22	Pfizer	750	4,500	New Zealand
12-Feb-22	Pfizer	830	5,000	New Zealand
19-Feb-22	Pfizer	420	2,520	New Zealand
26-Feb-22	Pfizer	386	2,320	New Zealand
06-Mar-22	Paediatric Pfizer	3,000	30,000	New Zealand
19-Mar-22	Paediatric Pfizer	1,000	10,000	New Zealand
22-Mar-22	Adult Pfizer	1,620	9,720	New Zealand
30-Mar-22	Adult Pfizer	11,700	70,200	DFAT Australia
09-Apr-22	Paediatric Pfizer	3,000	30,000	New Zealand
24-Apr-22	Adult Pfizer	6,825	40,950	DFAT AUS
01-May-22	Paediatric Pfizer	1,000	10,000	New Zealand
01-May-22	Adult Pfizer	7,605	45,630	US donation via COVAX
Total		76,006	593,380	

*This batch was discarded due to breach of cold chain; exceeded 8°C for more than 24hrs prior to arrival into Samoa

III. Laboratory Update

As of **11:00pm Local Time June 21, 2022**

- Total of **4,199 PCR GeneXpert cartridges** for COVID-19 testing were in stock for processing within country.
- COVID tests processed in country is summarized in the tables below.

Table 4. Classification of COVID-19 tests requested

Samples requested for	2020	2021	2022						TOTAL
			Jan	Feb	Mar	Apr	May	Jun	
Persons under investigation	52	35	6	3	230	1,250	793	637	3,006
Immigration	43	3,317	259	77	199	123	636	311	4,965
Isolation ward	-	-	51	133	105	1,524	1,534	1,214	32,237
Quarantined Passengers/staff	5,442	14,794	704	1360	1,804				
RAT confirmation	-	-	-	-	61				
Frontline workers	0	462	1,139	987	923				
Total	5,537	18,608	2,159	2,560	3,322	2,897	2,963	2,162	40,208

Source: Clinical Laboratory, TTM Hospital, MOH

*All people travelling overseas are assessed by the public health doctors for medical clearance and tested for COVID-19 (if required) prior to their travel.

IV. Repatriation flights and quarantine update

As of **02:00pm Local Time June 26, 2022**

- A repatriation flight FJ255 from Fiji arrived on June 25, 2022 with 149 passengers.
 - All passengers were swabbed on arrival and COVID-19 PCR test results are still pending.
- A repatriation flight QF333 from Australia arrived on June 21, 2022 with 74 passengers.
 - All passengers were swabbed on arrival and returned 2 positive COVID-19 test results.
 - On Day 5 (June 26, 2022), 8 reported negative and 66 have yet to report.
- A repatriation flight NZ990 from New Zealand on June 19, 2022 with 293 passengers.
 - All passengers were swabbed on arrival and all returned negative COVID-19 PCR test results.
 - On Day 5 (June 24, 2022), there were no positive cases from the self-reports received (table 5 below).

Table 5: Summary of Day 5 COVID-19 testing

Test results	Day5
	No. people
Negative	63
Positive	0
No reports	230
Grand Total	293

Table 6. Repatriation summary from 2020 to date

Flight Origin	TOTAL FLIGHTS				TOTAL REPATRIATES			
	2020	2021	2022	TOTAL	2020	2021	2022	TOTAL
New Zealand	15	17	10	42	3,182	2,976	2,477	8,635
Fiji	5	3	5	13	195	244	641	1,080
Australia	1	5	6	12	304	332	540	1,176
Vanuatu	0	1	0	1	0	3	0	3
USA	0	1	0	1	0	5	0	5
Pago Pago	0	72	20	92	0	588	230	818
Tonga	0	0	1	1	0	0	7	7
TOTAL	21	99	42	162	3,681	4,148	3,895	11,724

V. Port health update

Reporting period: **June 19th - June 25th 2022**

Port Health clearance summary on the following vessels at the Matautu Wharf and aircrafts at Faleolo International Airport in this reporting period:

- Vessels
- International flights

- 4 container vessels
- 3 fishing vessels
- 1 cargo/passenger vessel
- 18 passenger flights
- 1 chartered flight

Table 7. Matautu Wharf health clearance

Date	Vessel name	ETA	Vessel type	Crew	PAX	Last port	Remarks
22-Jun-22	Southern Pearl	0600hrs	Container Vessel	18	0	Suva, Fiji	Health Clearance Granted
22-Jun-22	Yuh Chang 11	1030hrs	Fishing Vessel	12	0	Fishing Ground	Health Clearance Granted
23-Jun-22	Cap Salia	0600hrs	Container Vessel	15	0	Papeete	Health Clearance Granted
24-Jun-22	Yuh Yi 16	1000hrs	Fishing Vessel	16	0	Manilla, Philippines	Health Clearance Granted
24-Jun-22	South Islander	1400hrs	Container Vessel	20	0	Suva, Fiji	Health Clearance Granted
25-Jun-22	Kalopaga	0200hrs	Cargo/ Passenger Vessel	13	6	Fakaofu	Health Clearance Granted
25-Jun-22	Lady Naomi	0600hrs	Cargo Vessel	18	0	Pagopago	Health Clearance Granted
25-Jun-22	MV Imua	0600hrs	Container Vessel	13	0	Pagopago	Health Clearance Granted
25-Jun-22	Grace 1	0600hrs	Fishing Vessel	21	0	Pagopago	Health Clearance Granted

All 8 vessels complied with Samoa's entry requirements

Table 8. Faleolo International Airport

Date	Aircraft registration	Flight #	Flight type	ETA	POE	PAX	Crew	Remarks
19-Jun-22	5W-FAY	OL-889	Passenger flight	1335hrs	PPE	0	2	Health Clearance Granted
19-Jun-22	ZKNZG	NZ990	Passenger flight	1420hrs	AKL	294	13	Health Clearance Granted*
20-Jun-22	5W-FAY	OL891	Passenger flight	1130hrs	PPG	6	2	Health Clearance Granted
21-Jun-22	5W-FAY	OL219	Passenger flight	1258hrs	PPG	14	2	Health Clearance Granted
21-Jun-22	5W-FAY	OL-221	Passenger flight	1524hrs	PPG	15	2	Health Clearance Granted
21-Jun-22	VHQPC	QFA0333	Passenger flight	1750hrs	BNE	75	14	Health Clearance Granted**
21-Jun-22	5W-FAY	OL-223	Passenger flight	1612hrs	PPG	13	2	Health Clearance Granted
21-Jun-22	5W-LOR	5W-LOR	Charter flight	1900hrs	KIRIBATI	0	2	Health Clearance Granted
22-Jun-22	5W-LOR	OL219	Passenger flight	1730hrs	PPG	15	2	Health Clearance Granted
23-Jun-22	5W-FAY	OL-219	Passenger flight	1218hrs	PPG	15	2	Health Clearance Granted
23-Jun-22	5W-FAY	OL-221	Passenger flight	1457hrs	PPG	15	2	Health Clearance Granted
23-Jun-22	5W-FAY	OL-223	Passenger flight	1725hrs	PPG	14	2	Health Clearance Granted
24-Jun-22	5W-FAY	OL-219	Passenger flight	1330hrs	PPG	8	2	Health Clearance Granted
24-Jun-22	5W-FAY	OL-221	Passenger flight	1550hrs	PPG	9	2	Health Clearance Granted
25-Jun-22	5W-FAY	OL-217	Passenger flight	1118hrs	PPG	16	2	Health Clearance Granted
25-Jun-22	5W-FAY	OL-219	Passenger flight	1226hrs	PPG	15	2	Health Clearance Granted
25-Jun-22	5W-FAY	OL-221	Passenger flight	1450hrs	PPG	14	2	Health Clearance Granted
25-Jun-22	DQFAF	FJ255	Passenger flight	1545hrs	NAN	149	7	Health Clearance Granted
25-Jun-22	5W-FAY	OL223	Passenger flight	1752hrs	PPG	16	2	Health Clearance Granted

All 19 flights complied with Samoa's entry requirements

**Two passengers failed to provide documented proof of receiving second doses of a COVID-19 vaccine. They were put into quarantine at Faleolo Health Centre to await their vaccination certificates.*

***One passenger presented a Rapid Test Kit (RAT) without any official medical certificate to confirm it was theirs; they were denied entry.*

VI. Risk communication and community engagement update

- Continue to Disseminate all health information on preventive measures of COVID-19 through Vaccination Sites and media outlets
- Most Calls received at the MOH Call Centre since the 14th April, 2022 were public inquiries on vaccination sites and operations.
- Several issues raised through the media monitoring reports have been addressed by way of public notices, statements and reminders to the public to utilize government websites and Facebook to manage COVID-19 'infodemic' and misinformation.

ANNEX A. COVID-19 community cases by source of notification

Source of Notification	Community Cases Notified 20 June- 26 June	Cumulative Community Cases Notified
Private Providers		
SHMC	3	110
Health Facilities		
TTMH	39	4,816
Foailalo DH	0	492
Lalomanu DH	2	512
Leulumoega DH	0	934
MT2	0	924
Poutasi DH	0	542
Saanapu HC	0	273
Safotu DH	7	398
Sataua DH	38	514
Satupaitea HC	6	283
HEOC Surveillance and Case Finding		
Case investigations & Contact Tracing (NHSIHR MOH)	22	850
Self report online	10	924
All Other Reporting Sites	0	3,204

ANNEX B. COVID-19 community cases by district

Weekly COVID-19 District Statistics Report		Confirmed Community Cases (14,776) as of 26/06/2022, Time: 5:00pm	
Geographic Area	Confirmed Community Cases	Population (SBS PHC 2020)	Population Rate per 1,000 Population
Samoa	14,776	215,469	68.6
Upolu	11,917	168,186	70.9
Faleata 1	1,243	14,399	86.3
Vaimauga 4	1,173	7,248	161.8
Vaimauga 3	1,026	11,526	89.0
Faleata 3	856	8,867	96.5
Faleata 2	841	12,301	68.4
Vaimauga 1	620	8,890	69.7
Sagaga 1	519	8,681	59.8
Vaimauga 2	518	5,948	87.1
Anoamaa 2	416	5,336	78.0
Sagaga 2	351	6,914	50.8
Sagaga 3	328	6,191	53.0
Anoamaa 1	319	4,874	65.4
Faleata 4	313	4,827	64.8
Falealili 1	308	3,590	85.8
Aana Alofi 4	289	5,813	49.7
Sagaga 4	282	6,183	45.6
Aleipata Itupa I Lalo	253	4,489	56.4
Safata 1	226	4,151	54.4
Aana Alofi 1	221	4,716	46.9
Lefaga & Faleaseela	214	4,192	51.0
Siumu	208	2,534	82.1
Aiga I le Tai	207	6,154	33.6
Aana Alofi 3	192	3,637	52.8
Falelatai & Samatau	189	3,420	55.3
Safata 2	155	3,121	49.7
Lepa	148	1,482	99.9
Aleipata Itupa I Luga	146	1,383	105.6
Aana Alofi 2	126	2,500	50.4
Vaa O Fonoti	80	1,476	54.2
Falealili 2	78	1,429	54.6
Lotofaga	72	1,914	37.6
Savaii	2,853	47,283	60.3
Palauli 1	303	3,591	84.4
Faasaleleaga 2	245	3,813	64.3
Faasaleleaga 3	202	2,992	67.5
Vaisigano 1	190	2,277	83.4
Faasaleleaga 4	188	3,174	59.2
Vaisigano 2	185	1,717	107.7
Faasaleleaga 1	183	4,138	44.2
Salega 2	138	1,426	96.8
Palauli 3	133	2,503	53.1

Satupaitea	132	2,092	63.1
Alataua Sisifo	126	1,817	69.3
Gagaifomauga 2	125	2,058	60.7
Gagaifomauga 1	123	1,510	81.5
Palauli 2	109	3,420	31.9
Gagaemauga 2	102	1,785	57.1
Salega 1	96	2,177	44.1
Gagaemauga 1	79	2,481	31.8
Faasaleleaga 5	78	1,657	47.1
Gagaifomauga 3	77	1,512	50.9
Falealupo	39	1,143	34.1
(Unknown - no info reported for village or district of case)	6		